

CERAMICHE PIEMME

FLOOR AND MORE

Cersaie Novelties | 2024

index

02

Products

Cement Vibes

30

Homey Cannelé

22

Homey Paper Clay

52

Solorovere

40

Stone Revolution




CEMENT VIBES

Il cemento è versatile e resistente e ciò lo rende uno dei materiali più utilizzati nell'edilizia e nella creazione di superfici moderne ed eleganti. Con la Cement Vibes abbiamo creato una serie trasversale in cui le due finiture, Solid e Resin, possono essere combinate tra loro oppure vivere separatamente. La prima è composta da più elementi, è meno pura, più materica. La Resin, invece, ha delle caratteristiche più moderne perché è omogenea e con una tinta più uniforme. La struttura decorativa Handmade, declinata nei diversi colori dei fondi, completa la collezione.

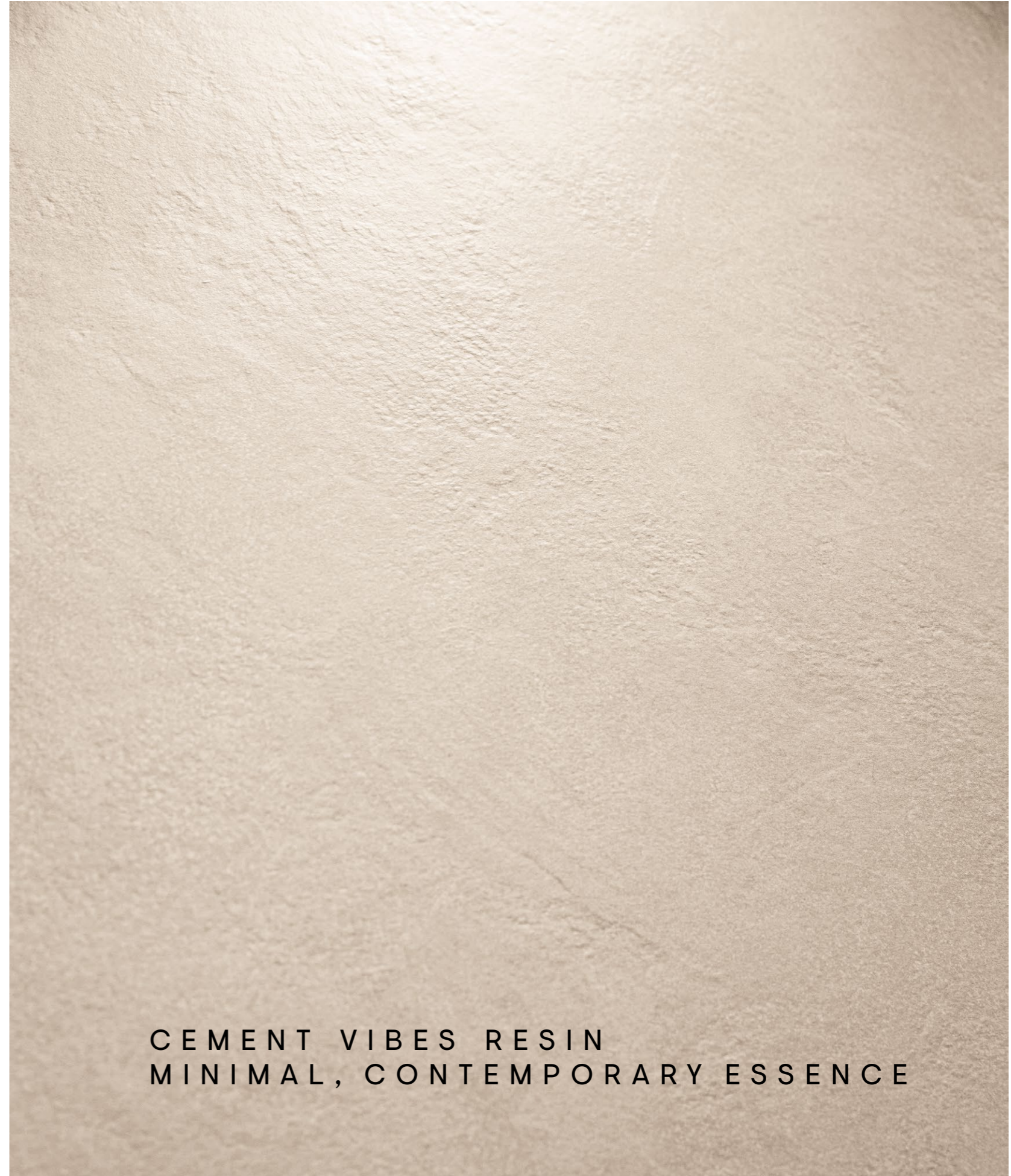
Cement is versatile and resistant, making it one of the most used materials in construction and in the creation of modern and elegant surfaces. With Cement Vibes we have created a transversal line in which the two finishes, Solid and Resin, can be combined with each other or exist separately. The first is composed of several elements, is less pure, more material. Resin, on the other hand, has more modern characteristics because it is homogeneous and with a more uniform color. The decorative Handmade structure, available in the different colors of the bases, completes the collection.

Beton ist vielseitig und robust, was ihn zu einem der am häufigsten verwendeten Materialien im Bauwesen und bei der Schaffung moderner und eleganter Oberflächen macht. Mit Cement Vibes haben wir eine vielseitige Serie geschaffen, bei der die beiden Oberflächen, Solid und Resin, miteinander kombiniert oder separat verwendet werden können. Die erste besteht aus mehreren Elementen, ist weniger rein, mehr materialistisch. Die Resin hingegen hat modernere Eigenschaften, da sie homogen und mit einer gleichmäßigeren Farbe ist. Die dekorative Struktur Handmade, die in den verschiedenen Farben der Basisvarianten angeboten wird, vervollständigt die Kollektion.

Le ciment est polyvalent et durable, ce qui en fait l'un des matériaux les plus utilisés dans la construction et dans la création de surfaces modernes et élégantes. Avec Cement Vibes, nous avons créé une série transversale dans laquelle les deux finitions, Solid et Resin, peuvent être combinées ou vivre séparément. La première est composée de plus d'éléments, elle est moins pure, plus matérielle. La résine, en revanche, présente des caractéristiques plus modernes car elle est homogène et a une teinte plus uniforme. La structure décorative Handmade, disponible dans différentes couleurs de fond, complète la collection.



CEMENT VIBES SOLID
VIBRANT, STRUCTURAL ESSENCE




CEMENT VIBES RESIN
MINIMAL, CONTEMPORARY ESSENCE

Informazioni Tecniche

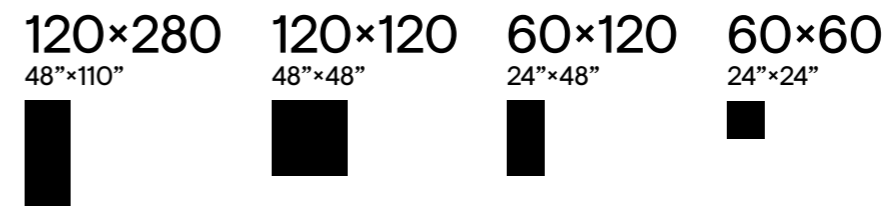
8

Colori
Colours
Farben
Couleurs



4

Formati
Sizes
Formate
Formats




2

Superfici
Surfaces
Oberflächen
Surfaces

Naturale Antislip

1

Strutture 3D
3D structures
Strukturen
Décorations en relief



i

Effetto Cemento
Cement Look
Beton Optik
Effet Béton

Rivestimento
Wall Tiles
Wandfliesen
Revêtement

Pavimento
Floor Tiles
Bodenfliesen
Sol

Gres fine porcellanato ad impasto colorato
Coloured-body fine porcelain stoneware
Feinsteinzeug aus farbiger Masse
Grès cérame fin à pâte colorée

Tecnologia digitale
Digital technology
Digital technologie
Technologie numérique

Ripresa grafica tra le diverse lastre rettificata contenuta entro le tolleranze previste dalla norma. Per un corretto allineamento si consiglia di utilizzare una fuga di 2 mm.
Graphic representation between the rectified tiles is contained within the tolerances provided by the standard. For a correct alignment it is recommended to use a 2 mm joint.
Grafische Darstellung zwischen den verschiedenen rektifizierten Platten innerhalb der in der Norm vorgesehenen Toleranzen. Für eine korrekte Anpassung wird eine Fuge von 2mm empfohlen.
Reproduction graphique entre les différents carreaux rectifiés dans les limites des tolérances prévues par la norme. Pour un alignement correct, il est recommandé d'utiliser joints de 2 mm.

Calce Solid



± 8,5

60x120 - 24"x48"


05951 | Calce Solid Nat/Ret



± 8,5

60x60 - 24"x24"

05942 | Calce Solid Nat/Ret



± 8,5

120x120 - 48"x48"

05959 | Calce Solid Nat/Ret
05967 | Calce Solid Antislip/Ret


INDOOR /
OUTDOOR
120x120
ANTISLIP



± 8,5

60x120 - 24"x48"

05990 | Handmade Vibes Calce Nat/Ret



± 6

60x120 - 24"x48"

06041 | Graffiti Vibes Light Nat/Ret



± 6

60x120 - 24"x48"

06042 | Graffiti Vibes Dark Nat/Ret

THIN
60x120 6 mm

Malta Solid



± 8,5

60x120 - 24"x48"

05952 | Malta Solid Nat/Ret



± 8,5

60x60 - 24"x24"

05943 | Malta Solid Nat/Ret



± 8,5

120x120 - 48"x48"

05960 | Malta Solid Nat/Ret
05968 | Malta Solid Antislip/Ret


INDOOR /
OUTDOOR
120x120
ANTISLIP



± 8,5

60x120 - 24"x48"

05991 | Handmade Vibes Malta Nat/Ret



± 6

60x120 - 24"x48"

06041 | Graffiti Vibes Light Nat/Ret



± 6

60x120 - 24"x48"

06042 | Graffiti Vibes Dark Nat/Ret

THIN
60x120 6 mm

Beton Solid




± 8,5

60x120 - 24"x48"
05953 | Beton Solid Nat/Ret



± 8,5

60x60 - 24"x24"
05944 | Beton Solid Nat/Ret



± 8,5

120x120 - 48"x48"
05961 | Beton Solid Nat/Ret
05969 | Beton Solid Antislip/Ret

INDOOR /
OUTDOOR
120x120
ANTISLIP



± 8,5

60x120 - 24"x48"
05992 | Handmade Vibes Beton Nat/Ret



± 6

60x120 - 24"x48"
06041 | Graffiti Vibes Light Nat/Ret




± 6

60x120 - 24"x48"
06042 | Graffiti Vibes Dark Nat/Ret

THIN
60x120 6 mm

Fango Solid



± 8,5

60x120 - 24"x48"
05954 | Fango Solid Nat/Ret



± 8,5

60x60 - 24"x24"
05945 | Fango Solid Nat/Ret



± 8,5

120x120 - 48"x48"
05962 | Fango Solid Nat/Ret
05970 | Fango Solid Antislip/Ret

INDOOR /
OUTDOOR
120x120
ANTISLIP



± 8,5

60x120 - 24"x48"
05993 | Handmade Vibes Fango Nat/Ret



± 6

60x120 - 24"x48"
06041 | Graffiti Vibes Light Nat/Ret




± 6


60x120 - 24"x48"
06042 | Graffiti Vibes Dark Nat/Ret

THIN
60x120 6 mm

Calce Resin



± 6



± 8,5
± 6*

60×120 - 24"×48"
05955 | Calce Resin Nat/Ret
06037 | Calce Resin Nat/Ret*

THIN
60×120 6 mm



± 8,5

60×60 - 24"×24"
05947 | Calce Resin Nat/Ret




± 8,5

120×120 - 48"×48"
05963 | Calce Resin Nat/Ret



± 8,5

60×120 - 24"×48"
05990 | Handmade Vibes Calce Nat/Ret



± 6

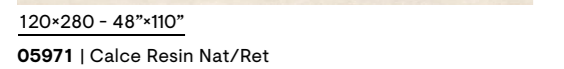
60×120 - 24"×48"
06041 | Graffiti Vibes Light Nat/Ret

THIN
60×120 6 mm



± 6

60×120 - 24"×48"
06042 | Graffiti Vibes Dark Nat/Ret



120×280 - 48"×110"
05971 | Calce Resin Nat/Ret



± 6

20×120 - 8"×48"
06043 | Calce Resin Cannelé Nat/Ret




± 8,5

30×30 - 12"×12"
06047 | Micromosaico Calce Resin Nat/Ret

Malta Resin



± 6



± 8,5
± 6*

60×120 - 24"×48"
05956 | Malta Resin Nat/Ret
06038 | Malta Resin Nat/Ret*

THIN
60×120 6 mm



± 8,5

60×60 - 24"×24"
05948 | Malta Resin Nat/Ret




± 8,5

120×120 - 48"×48"
05964 | Malta Resin Nat/Ret



± 8,5

60×120 - 24"×48"
05991 | Handmade Vibes Malta Nat/Ret



± 6

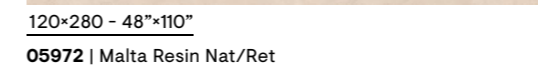
60×120 - 24"×48"
06041 | Graffiti Vibes Light Nat/Ret

THIN
60×120 6 mm



± 6

60×120 - 24"×48"
06042 | Graffiti Vibes Dark Nat/Ret




120×280 - 48"×110"
05972 | Malta Resin Nat/Ret





± 6

20×120 - 8"×48"
06044 | Malta Resin Cannelé Nat/Ret




± 8,5

30×30 - 12"×12"
06048 | Micromosaico Malta Resin Nat/Ret



Beton Resin



± 6



± 8,5
± 6*


60×120 - 24"×48"
05957 | Beton Resin Nat/Ret
06039 | Beton Resin Nat/Ret*

THIN
60×120 6 mm



± 8,5

60×60 - 24"×24"
05949 | Beton Resin Nat/Ret



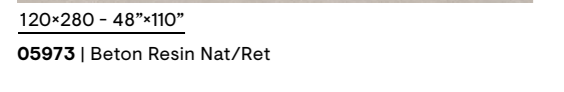
± 8,5

120×120 - 48"×48"
05965 | Beton Resin Nat/Ret



± 8,5

60×120 - 24"×48"
05992 | Handmade Vibes Beton Nat/Ret



120×280 - 48"×110"
05973 | Beton Resin Nat/Ret




± 6

20×120 - 8"×48"
06045 | Beton Resin Cannelé Nat/Ret



± 8,5

30×30 - 12"×12"
06049 | Micromosaico Beton Resin Nat/Ret



± 6

60×120 - 24"×48"
06041 | Graffiti Vibes Light Nat/Ret

THIN
60×120 6 mm




± 6

60×120 - 24"×48"
06042 | Graffiti Vibes Dark Nat/Ret

Fango Resin



± 6



± 8,5
± 6*


60×120 - 24"×48"
05958 | Fango Resin Nat/Ret
06040 | Fango Resin Nat/Ret*

THIN
60×120 6 mm



± 8,5

60×60 - 24"×24"
05950 | Fango Resin Nat/Ret



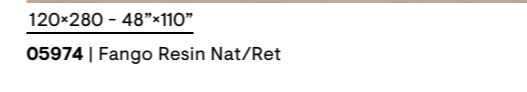
± 8,5

120×120 - 48"×48"
05966 | Fango Resin Nat/Ret



± 8,5

60×120 - 24"×48"
05993 | Handmade Vibes Fango Nat/Ret




120×280 - 48"×110"
05974 | Fango Resin Nat/Ret




± 6

20×120 - 8"×48"
06046 | Fango Resin Cannelé Nat/Ret



± 8,5

30×30 - 12"×12"
06050 | Micromosaico Fango Resin Nat/Ret



± 6

60×120 - 24"×48"
06041 | Graffiti Vibes Light Nat/Ret

THIN
60×120 6 mm



± 6

60×120 - 24"×48"
06042 | Graffiti Vibes Dark Nat/Ret

Decori

Decors
Dekorationen
Décorations



120x280 - 48"x110"

06051 | Fairy Vibes Light A
Nat/Ret



120x280 - 48"x110"

06052 | Fairy Vibes Light B
Nat/Ret



120x280 - 48"x110"

06053 | Fairy Vibes Dark A
Nat/Ret



120x280 - 48"x110"

06054 | Fairy Vibes Dark B
Nat/Ret

Decori

Decors
Dekorationen
Décorations



± 6

120x280 - 48"x110"

06055 | Graffiti Vibes Light Nat/Ret



± 6

120x280 - 48"x110"

06056 | Graffiti Vibes Dark Nat/Ret

Imballi

Packing
Verpackung
Emballage

Formati Sizes	P	± MM								Formato Paletta Size Pallet Format Pallet Dim. Palette
			Pezzi Scatola Pieces/Box Stck/Karton Carreaux/Boîte	Mq/Scatola Sqmt/Box Qm/Karton M2/Boîte	Kg/Scatola Kgs/Box Kg/Karton Kg/Boîte	Scatole/Paletta Boxes/Pallet Karton/Palette Boîte/Palette	Mq/Paletta Sqmt/Pallet Qm/Pallet M2/Palette	Kg/Paletta Kgs/Pallet Kg/Pallet Kg/Palette		
120x280 (48"x110") Nat/Ret	P	6	1	3,36	46,50	20	67,20	930	143x294x35	
120x120 (48"x48") Nat/Ret - Antislip/Ret	P	8,5	2	2,88	55,00	24	69,12	1320	135x122x68	
60x120 (24"x48") Nat/Ret	P	8,5	2	1,44	28,00	44	63,36	1232	122x100x75	
60x120 (24"x48") Nat/Ret	P	6	3	2,16	29,50	36	77,76	1062	122x95x75	
60x60 (24"x24") Nat/Ret	P	8,5	4	1,44	26,00	40	57,6	1040	120x80x75	
120x280 (48"x110") Fairy Light A-B Nat/Ret	P	6	1	3,36	46,50	20	67,20	930	143x294x35	
120x280 (48"x110") Fairy Dark A-B Nat/Ret	P	6	1	3,36	46,50	20	67,20	930	143x294x35	
120x280 (48"x110") Graffiti Vibes Light Nat/Ret	P	6	1	3,36	46,50	20	67,20	930	143x294x35	
120x280 (48"x110") Graffiti Vibes Dark Nat/Ret	P	6	1	3,36	46,50	20	67,20	930	143x294x35	
60x120 (24"x48") Handmade Nat/Ret	P	8,5	2	1,44	28,00	44	63,36	1232	122x100x75	
60x120 (24"x48") Graffiti Light Nat/Ret	P	6	3	2,16	29,50	36	77,76	1062	122x95x75	
60x120 (24"x48") Graffiti Dark Nat/Ret	P	6	3	2,16	29,50	36	77,76	1062	122x95x75	
20x120 (8"x48") Canneté Resin Nat/Ret	P	6	6	1,44	19,00	36	-	-	-	
30x30 (12"x12") Micromosaico Resin Nat/Ret	P	8,5	7	0,63	12,00	60	-	-	-	
Pezzi Speciali / Special Pieces										
33x120 (13"x48") Gradino Costa Retta Nat/Ret	P	8,5	2	0,79	15,60	20	-	-	-	
4,5x60 (1 1/2"x24") Battiscopa Nat/Ret - Lap/Ret	P	8,5	14	0,38 m.l. 8,40	8,00	80	-	-	-	

Riepilogo Gamma

Collection Serie Gamme	Formati Sizes						DIN 51130	DIN 51097	DCOF	
		120x280 48"x110"	120x120 48"x48"	60x120 24"x48"	60x120 24"x48"	60x60 24"x24"				
		± 6	± 8,5	± 6	± 8,5	± 8,5				
Calce Solid	Nat/Ret		05959		05951	05942	V2	R10		
	Antislip/Ret		05967					R11	A+B+C	>0.42
Malta Solid	Nat/Ret		05960		05952	05943	V2	R10		
	Antislip/Ret		05968					R11	A+B+C	>0.42
Beton Solid	Nat/Ret		05961		05953	05944	V2	R10		
	Antislip/Ret		05969					R11	A+B+C	>0.42
Fango Solid	Nat/Ret		05962		05954	05945	V2	R10		
	Antislip/Ret		05970					R11	A+B+C	>0.42
Calce Resin	Nat/Ret	05971	05963	06037	05955	05947	V2	R10		
	Antislip/Ret							R11	A+B+C	>0.42
Malta Resin	Nat/Ret	05972	05964	06038	05956	05948	V2	R10		
	Antislip/Ret							R11	A+B+C	>0.42
Beton Resin	Nat/Ret	05973	05965	06039	05957	05949	V2	R10		
	Antislip/Ret							R11	A+B+C	>0.42
Fango Resin	Nat/Ret	05974	05966	06040	05958	05950	V2	R10		
	Antislip/Ret							R11	A+B+C	>0.42

Riepilogo Gamma

Collection Serie Gamme	Formati Sizes												
		Fairy Light A/B 120x280 48"x110"	Fairy Dark A/B 120x280 48"x110"	Graffiti Vibes Light 120x280 48"x110"	Graffiti Vibes Dark 120x280 48"x110"	Handmade 60x120 24"x48"	Graffiti Light 60x120 24"x48"	Graffiti Dark 60x120 24"x48"	Canneté Resin 20x120 8"x48"	Micromos. Resin 30x30 12"x12"	Gradino Costa Retta 33x120 13"x48"	Battiscopa 4,5x60 1 3/4"x24"	
		± 6	± 6	± 6	± 6	± 8,5	± 6	± 6	± 6	± 8,5	± 8,5	± 8,5	
Calce Solid	Nat/Ret	06051 (A) 06052 (B)	06053 (A) 06054 (B)	06055	06056	05990	06041	06042			06002	05994	
	Nat/Ret	06051 (A) 06052 (B)	06053 (A) 06054 (B)	06055	06056	05991	06041	06042			06003	05995	
Beton Solid	Nat/Ret	06051 (A) 06052 (B)	06053 (A) 06054 (B)	06055	06056	05992	06041	06042			06004	05996	
	Nat/Ret	06051 (A) 06052 (B)	06053 (A) 06054 (B)	06055	06056	05993	06041	06042			06005	05997	
Calce Resin	Nat/Ret	06051 (A) 06052 (B)	06053 (A) 06054 (B)	06055	06056	05990	06041	06042	06043	06047	06006	05998	
	Nat/Ret	06051 (A) 06052 (B)	06053 (A) 06054 (B)	06055	06056	05991	06041	06042	06044	06048	06007	05999	
Beton Resin	Nat/Ret	06051 (A) 06052 (B)	06053 (A) 06054 (B)	06055	06056	05992	06041	06042	06045	06049	06008	06000	
	Nat/Ret	06051 (A) 06052 (B)	06053 (A) 06054 (B)	06055	06056	05993	06041	06042	06046	06050	06009	06001	



HOMEY PAPER CLAY

BY



PAOLA PARONETTO

La collezione Homey Paper Clay nasce dalla collaborazione con la rinomata artista Paola Paronetto. Questa serie rappresenta una perfetta simbiosi tra arte e natura. Pensata per infondere calma e leggerezza, si distingue per texture rilassanti e colori pastello naturali e opachi. Homey Paper Clay riporta l'attenzione sull'artigianalità, creando un ponte tra il nostro mondo industriale e la tradizione della ceramica artistica, fatta di attese e tempi lenti legati alla sensibilità di mani esperte.

La collezione celebra la maestria artigianale, valore fondamentale del Made in Italy. In un mondo sempre più globalizzato, dove l'unicità e l'autenticità rischiano di essere perdute, Homey Paper Clay rappresenta un inno alla bellezza del "saper fare" italiano. Ogni colore è una testimonianza di passione e competenza ed è il risultato di un attento processo di progettazione e realizzazione, in cui abbiamo saputo trasferire la visione creativa dell'artista in un prodotto industriale.

Le sue superfici fluide e dinamiche catturano e rimandano la luce in un gioco infinito di riflessi e ombre. Si trasformano nel corso della giornata, regalando emozioni diverse ad ogni sguardo. Con Homey Paper Clay, vogliamo offrire non solo un prodotto di altissima qualità, ma anche un'esperienza sensoriale avvolgente.

The Homey Paper Clay collection is born from the collaboration with renowned artist Paola Paronetto. This series represents a perfect symbiosis between art and nature. Designed to infuse calm and lightness, it stands out for its relaxing textures and natural, matte pastel colors. Homey Paper Clay brings attention back to craftsmanship, creating a bridge between our industrial world and the tradition of artistic ceramics, which is marked by the

patience and slow pace of sensitive skilled hands. The collection celebrates artisanal mastery, a fundamental value of Made in Italy. In an increasingly globalized world, where uniqueness and authenticity risk being lost, Homey Paper Clay represents a tribute to the beauty of Italian "know how." Each color is a testament to passion and expertise and results from a meticulous design and creation process, where we have managed to translate the


artist's creative vision into an industrial product. Its fluid and dynamic surfaces capture and reflect light in an endless play of reflections and shadows. They transform throughout the day, offering different emotions with each gaze. With Homey Paper Clay, we aim to provide not only a product of the highest quality but also an immersive sensory experience.



Informazioni Tecniche

8

Strutture 3D
3D structures
Strukturen
Décorations en relief



1

Formati
Sizes
Formate
Formats

60×120
24"×48"




1

Superfici
Surfaces
Oberflächen
Surfaces

Naturale

7

Colori
Colours
Farben
Couleurs



4

Formati
Sizes
Formate
Formats

120×120
48"×48"



60×120
24"×48"



60×60
24"×24"



10×60
4"×24"



i

Effetto Contemporaneo
Contemporary Effect
Modern Wirkung
Effect Contemporai

Rivestimento
Wall Tiles
Wandfliesen
Revêtement

Pavimento
Floor Tiles
Bodenfliesen
Sol

Gres fine porcellanato ad impasto colorato
Coloured-body fine porcelain stoneware
Feinsteinzeug aus farbiger Masse
Grès cérame fin à pâte colorée

Tecnologia digitale
Digital technology
Digital technologie
Technologie numérique




60x120 - 24"x48"
06076 | Homey Paper Clay Antracite Ret



60x120 - 24"x48"
06069 | Homey Paper Clay Cipria Ret



60x120 - 24"x48"
06070 | Homey Paper Clay Sabbia Ret




60x120 - 24"x48"
06074 | Homey Paper Clay Neve Ret



60x120 - 24"x48"
06073 | Homey Paper Clay Nuvola Ret



60x120 - 24"x48"
06072 | Homey Paper Clay Avio Ret



60x120 - 24"x48"
06071 | Homey Paper Clay Verde Ret



60x120 - 24"x48"
06075 | Homey Paper Clay Muschio Ret

Riepilogo Gamma

Collection
Serie
Gamme

Strutture 3D
3D Structures

	Paper Clay Antracite 60x120 - 24"x48"	Paper Clay Cipria 60x120 - 24"x48"	Paper Clay Sabbia 60x120 - 24"x48"	Paper Clay Neve 60x120 - 24"x48"	Paper Clay Nuvola 60x120 - 24"x48"	Paper Clay Avio 60x120 - 24"x48"	Paper Clay Verde 60x120 - 24"x48"	Paper Clay Muschio 60x120 - 24"x48"
	± 9,5	± 9,5	± 9,5	± 9,5	± 9,5	± 9,5	± 9,5	± 9,5

	Nat/Ret	06076	06069	06070		06073	06072	06071	06075
Chalk									
	Nat/Ret		06069		06074				06075
Taupe									
	Nat/Ret				06074	06073			
Cotto									
	Nat/Ret	06076	06069	06070	06074				
Cloudy									
	Nat/Ret		06069	06070	06074	06073	06072	06071	06075
Dove									
	Nat/Ret				06074	06073			
Sage									
	Nat/Ret				06074		06072		
Berry									

Stucchi Consigliati
Recommended grouts
Joints recommandés
Empfohlene Fugen

Kerakoll 10	Mapei 141	Kerakoll 86	Mapei 100	Mapei 103	Mapei 176	Mapei 177	Mapei 114
-------------	-----------	-------------	-----------	-----------	-----------	-----------	-----------

Imballi

Packing
Verpackung
Emballage

Formati Sizes	± MM	Pezzi Scatola Pieces/Box Stck/Karton Carreaux/Boîte	Mq/Scatola Sqmt/Box Qm/Karton M2/Boîte	Kg/Scatola Kgs/Box Kg/Karton Kg/Boîte	Scatole/Paletta Boxes/Pallet Karton/Palette Boîte/Palette	Mq/Paletta Sqmt/Pallet Qm/Pallet M2/Palette	Kg/Paletta Kgs/Pallet Kg/Pallet Kg/Palette	Formato Paletta Size Pallet Format Pallet Dim. Palette	
60x120 (24"x48") Paper Clay Ret	P	9,5	2	1,440	31,00	36	51,84	1116,00	122x95x75



HOMEY CANNETÉ

Il legno acquista personalità attraverso la texture cannetata in questa nuova proposta decorativa Homey Canneté. Il movimento, dato dalla tridimensionalità, aggiunge un tocco originale e sofisticato alle superfici, catturando l'attenzione grazie ai giochi di luce e colore. La lavorabilità nelle forme e l'aspetto caldo fanno sì che il legno, lavorato, smaltato e dipinto, si presti molto bene alla creazione di atmosfere emozionali e rilassanti. Il canneté diventa quindi elemento decorativo ricercato, un accostamento perfetto con il pavimento.

Homey Canneté propone sei varianti: Cotton, Hemp, Shadow, Rose, Laurel e Denim.

The wood acquires character through the ribbed texture in this new decorative proposal Homey Canneté. The movement, given by the three-dimensionality, adds an original and sophisticated touch to the surface, capturing the attention thanks to the play of light and color. The workability and the warm look make the wood, which is carved, glazed, and painted, very suitable for the creation of emotional and relaxing atmospheres. The Canneté becomes a refined decorative element, a perfect match to the floor tile.

Homey Canneté proposes six variations: Cotton, Hemp, Shadow, Rose, Laurel e Denim.

Das Holz gewinnt Persönlichkeit durch die Rattantextur in diesem neuen dekorativen Angebot Homey Canneté. Die Bewegung, die durch die Dreidimensionalität entsteht, fügt den Oberflächen einen originellen und anspruchsvollen Touch hinzu und zieht die Aufmerksamkeit durch Licht- und Farbenspiele auf sich. Die Formbarkeit und das warme Aussehen machen Holz, verarbeitet, lackiert und bemalt, sehr gut geeignet für die Schaffung von emotionalen und entspannenden Atmosphären. Das Rattanmuster wird so zu einem begehrten dekorativen Element, das perfekt mit dem Boden harmoniert.

Homey Canneté bietet sechs Varianten: Cotton, Hemp, Shadow, Rose, Laurel und Denim.

Le bois acquiert de la personnalité à travers la texture cannetée dans cette nouvelle proposition décorative Homey Canneté. Le mouvement, donné par la tridimensionnalité, ajoute une touche originale et transparente aux surfaces, capturant l'attention grâce aux jeux de lumière et de couleur. La maniabilité dans les formes et l'aspect chaleureux font que le bois, travaillé, émaillé et peint, se prête très bien à la création d'atmosphères émotionnelles et relaxantes. Le canneté devient donc un élément décoratif recherché, une combinaison parfaite avec le sol.

Homey Canneté propose six variantes : Cotton, Hemp, Shadow, Rose, Laurel et Denim.

Homey Cannelé Rose



Homey Cannelé Shadow


60x120 - 24"x48" Naturale Rettificato



Informazioni Tecniche

6

Strutture 3D
3D structures
Strukturen
Décorations en relief



1

Formati
Sizes
Formate
Formats

60×120
24"×48"




1

Superfici
Surfaces
Oberflächen
Surfaces

Naturale

7

Colori
Colours
Farben
Couleurs



4

Formati
Sizes
Formate
Formats

120×120
48"×48"



60×120
24"×48"



60×60
24"×24"



10×60
4"×24"



i

Effetto Contemporaneo
Contemporary Effect
Modern Wirkung
Effect Contemporai

Rivestimento
Wall Tiles
Wandfliesen
Revêtement

Pavimento
Floor Tiles
Bodenfliesen
Sol

Gres fine porcellanato ad impasto colorato
Coloured-body fine porcelain stoneware
Feinsteinzeug aus farbiger Masse
Grès cérame fin à pâte colorée

Tecnologia digitale
Digital technology
Digital technologie
Technologie numérique

Cannelé



60x120
05981 | Homey Cannelé Cotton Ret




60x120
05982 | Homey Cannelé Hemp Ret



60x120
05986 | Homey Cannelé Shadow Ret

Abbinabilità

Matching
Passende Kombinationen
Coloris Compatibles



Cotto Dove Sage Berry



Chalk Cotto Berry



Chalk Cloudy

Solorovere




Pure Flamed Loft Vintage


Cannelé



60x120
05983 | Homey Cannelé Rose Ret



60x120
05984 | Homey Cannelé Laurel Ret



60x120
05985 | Homey Cannelé Denim Ret

Abbinabilità

Matching
Passende Kombinationen
Coloris Compatibles



Chalk Dove



Chalk Taupe Cotto



Chalk Taupe Cotto Cloudy

Solorovere



Pure Flamed Loft Vintage

Riepilogo Gamma

Collection
Serie
Gamme

	Strutture 3D 3D Structures					
	Cannelé Cotton 60x120 24"x48"	Cannelé Hemp 60x120 24"x48"	Cannelé Shadow 60x120 24"x48"	Cannelé Rose 60x120 24"x48"	Cannelé Laurel 60x120 24"x48"	Cannelé Denim 60x120 24"x48"
	± 9,5	± 9,5	± 9,5	± 9,5	± 9,5	± 9,5
Nat/Ret Chalk		05982	05986	05983	05984	05985
Nat/Ret Taupe	05981				05984	05985
Nat/Ret Cotto	05981	05982			05984	05985
Nat/Ret Cloudy			05986			05985
Nat/Ret Dove	05981			05983		
Nat/Ret Sage	05981					
Nat/Ret Berry	05981	05982				
Stucchi Consigliati Recommended grouts Joints recommandés Empfohlene Fugen	Mapei 103	Mapei 123	Mapei 119	50% Kerakoll 40 50% Mapei 110	Kerakoll 19	Kerakoll 15

Imballi

Packing
Verpackung
Emballage

Formati Sizes		± MM	Pezzi Scatola Pieces/Box Stck/Karton Carreaux/Boîte	Mq/Scatola Sqmt/Box Qm/Karton M2/Boîte	Kg/Scatola Kgs/Box Kg/Karton Kg/Boîte	Scatole/Paletta Boxes/Pallet Karton/Palette Boîte/Palette	Mq/Paletta Sqmt/Pallet Qm/Pallet M2/Palette	Kg/Paletta Kgs/Pallet Kg/Pallet Kg/Palette	Formato Paletta Size Pallet Format Pallet Dim. Palette
60x120 (24"x48") Cannelé Ret	P	9,5	1	0,720	15,50	60	43,20	930	122x95x75



MAKRO SYNCHRO DIGIT PIEMME®

Strutture infinite grazie alla nostra Tecnologia **Synchro Digit Piemme** utilizzata in combinazione alla **Linea Continua**.

Progettata per gestire anche le lastre di grande formato, consente di creare un numero illimitato di superfici con un design unico, garantendo un perfetto equilibrio tra struttura e grafica ed effetti tattili straordinari per un grande valore aggiunto.

Infinite structures thanks to our **Synchro Digit Piemme** technology used in combination with the **Continua**.

Designed to handle even large format tiles, it allows to create an unlimited number of surfaces with a unique design, ensuring a perfect balance between structure and graphics and extraordinary tactile effects for a great added value.



STONE REVOLUTION

La collezione Stone Revolution nasce per accogliere una varietà di superfici, per pavimenti e rivestimenti, che riproducono la bellezza e la texture della pietra. Questa collezione si arricchirà progressivamente di nuove creazioni, ognuna pensata per evocare l'armonia tra natura e design. Ogni pezzo è un invito a esplorare un mondo dove la ceramica si trasforma in un elemento di pregio, capace di donare calore e carattere ad ogni ambiente.

Il **Calacatta Iron** è un marmo di origine brasiliana che rappresenta l'essenza della bellezza esotica. Con un colore di base bianco-grigio, questo materiale si distingue per le sue morbide venature beige-dorate.

Il **Grey Red Oniciato** è un marmo greco di alta qualità che proviene dalla regione della Macedonia centrale. Questa pietra naturale si distingue per la sua particolare composizione, che la colloca tra le varie tipologie di breccia. La colorazione di base è un affascinante greige, tonalità che combina grigio e beige, arricchita da vivaci inclusioni rossastre.

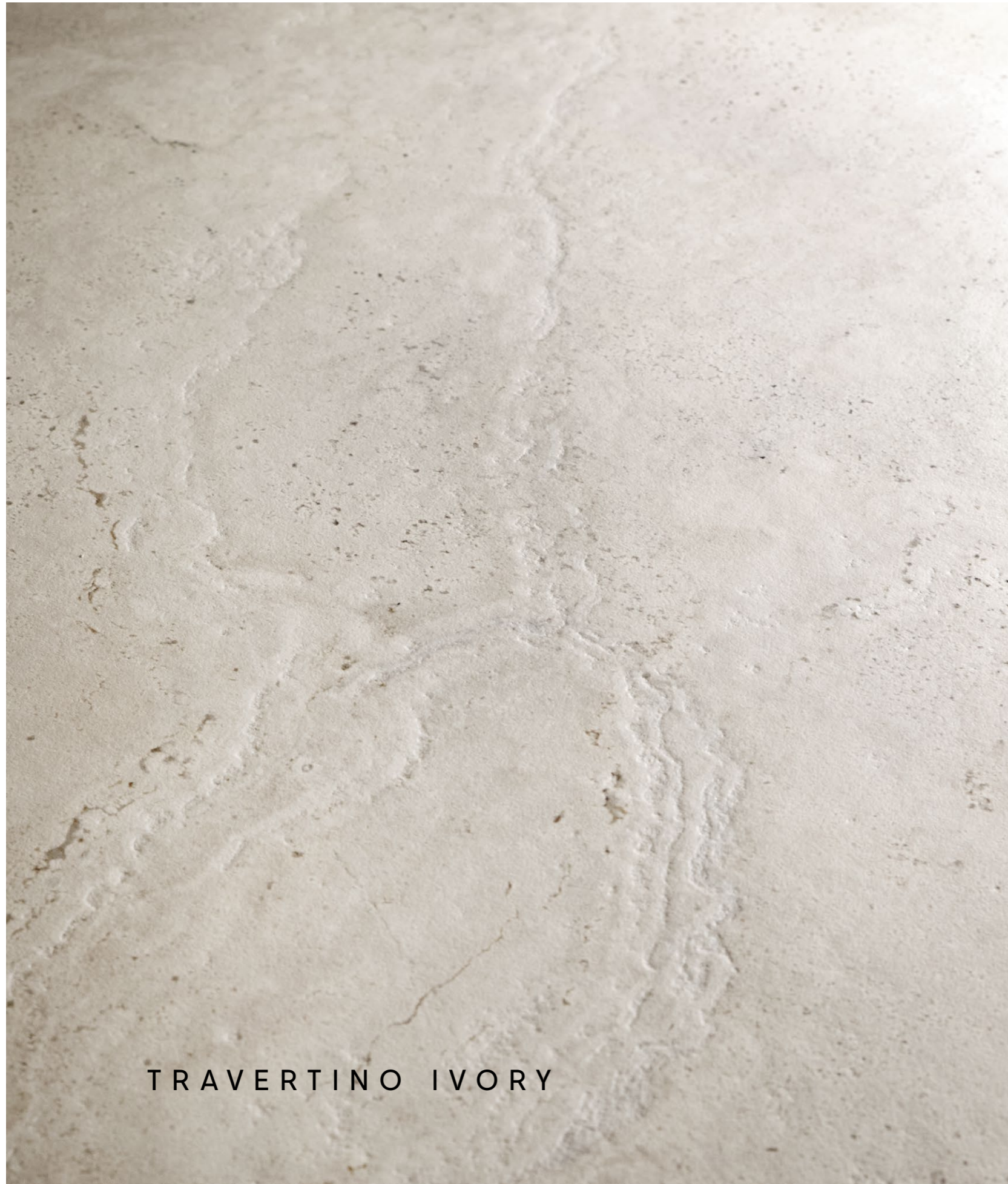
Il **Travertino Ivory Cross Cut** è molto più di una semplice pietra naturale; è un simbolo di bellezza e versatilità che attraversa il tempo e le mode. Le sue caratteristiche uniche lo rendono adatto a svariate applicazioni, dalla pavimentazione interna a quella esterna, dai rivestimenti murali a progetti architettonici più complessi.

The Stone Revolution collection is designed to offer a variety of surfaces for floors and walls that replicate the beauty and texture of natural stone. This collection will progressively expand with new creations, each intended to evoke the harmony between nature and design. Each piece is an invitation to explore a world where ceramics become a valuable element, capable of adding warmth and character to any environment.


Calacatta Iron is a Brazilian marble that embodies the essence of exotic beauty. With a base color of white gray, this material is distinguished by its soft beige-golden veining.

Grey Red Oniciato is a high quality Greek marble from the central Macedonia region. This natural stone stands out for its unique composition, placing it among various types of breccia. The base color is a captivating greige, a shade that combines gray and beige, enriched by vibrant reddish inclusions.

Travertino Ivory Cross Cut is much more than just a natural stone; it is a symbol of beauty and versatility that transcends time and trends. Mined from the historic lands between Tivoli and Guidonia, this material has won worldwide acclaim, becoming an emblem of Italian craftsmanship excellence. Its unique characteristics make it suitable for a wide range of applications, from interior and exterior flooring to wall cladding and more complex architectural projects.



TRAVERTINO IVORY



TRAVERTINO CREME



GREY RED



CALACATTA IRON

Travertino Ivory



± 6



± 8,5

60x120 - 24"x48"
06100 | Travertino Ivory Satin/Ret



± 8,5

120x120 - 48"x48"
06096 | Travertino Ivory Satin/Ret

120x280 - 48"x110"
06104 | Travertino Ivory Satin/Ret

Travertino Creme



± 6



± 8,5

60x120 - 24"x48"
06101 | Travertino Creme Satin/Ret



± 8,5

120x120 - 48"x48"
06097 | Travertino Creme Satin/Ret

120x280 - 48"x110"
06105 | Travertino Creme Satin/Ret

Grey Red



± 6



± 8,5

60x120 - 24"x48"

06099 | Grey Red Satin/Ret



± 8,5

120x120 - 48"x48"

06095 | Grey Red Satin/Ret

120x280 - 48"x110"

06103 | Grey Red Satin/Ret

Calacatta Iron




± 6



± 8,5

60x120 - 24"x48"

06098 | Calacatta Iron Satin/Ret



± 8,5

120x120 - 48"x48"







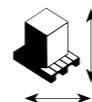
06094 | Calacatta Iron Satin/Ret

120x280 - 48"x110"

06102 | Calacatta Iron Satin/Ret








Imballi

Packing
Verpackung
Emballage

Formati Sizes		± MM	 Pezzi Scatola Pieces/Box Stck/Karton Carreaux/Boite	 Mq/Scatola Sqmt/Box Qm/Karton M2/Boite	 Kg/Scatola Kgs/Box Kg/Karton Kg/Boite	 Scatole/Paletta Boxes/Pallet Karton/Palette Boite/Palette	 Mq/Paletta Sqmt/Pallet Qm/Pallet M2/Palette	 Kg/Paletta Kgs/Pallet Kg/Pallet Kg/Palette	 Formato Paletta/Cassa Size Pallet Format Pallet Dim. Palette
120x280 (48"x110") Satin/Ret	P	6	1	3,36	46,50	20	67,20	930	143x294x35
120x120 (48"x48") Satin/Ret	P	8,5	2	2,88	55,00	24	69,12	1320	135x122x68
60x120 (24"x48") Satin/Ret - Lap/Ret	P	8,5	2	1,44	28,00	44	63,36	1232	122x100x75

Riepilogo Gamma

Collection
Serie
Gamme

					
		120x280 48"x110"	120x120 48"x48"	60x120 24"x48"	
		± 6	± 8,5	± 8,5	
 Satin/Ret	06104	06096	06100	V2	
Travertino Ivoy					
 Satin/Ret	06105	06097	06101	V2	
Travertino Creme					
 Satin/Ret	06103	06095	06099	V2	
Grey Red					
 Satin/Ret	06102	06094	06098	V3	
Calacatta Iron					



SOLOROVERE

Solorovere esprime il carattere originale del legno di rovere, materiale pregiato dal fascino intramontabile.

Da sempre utilizzato nel campo dell'interior design, grazie all'aspetto naturale e alle sue tonalità dorate riesce ad adattarsi ad ogni stile di arredo, creando un ambiente armonioso in cui modernità e tradizione si fondono in un mix perfetto. Le peculiarità del rovere, il colore bruno tendente al miele, le venature delicate e i segni del tempo, trovano una corrispondenza perfetta sia al tatto che alla vista con la nuova collezione Solorovere. Quattro le varianti di doghe in gres porcellanato: Pure, Flamed, Loft e Vintage che danno vita a un design versatile.

Solorovere expresses the original character of oak wood, a precious material with timeless charm. Always used in the field of interior design, thanks to the natural look and its golden shades, it can adapt to any style of furniture, creating a harmonious environment in which modernity and tradition blend in a perfect mix. The peculiarities of oak, the brown color tending to honey, the delicate veins and the signs of time, find a perfect match both to touch and sight with the new collection Solorovere. Four versions of porcelain stoneware staves: Pure, Flamed, Loft and Vintage creating a versatile design.

Solorovere stellt den ursprünglichen Charakter des Eichenholzes dar, ein wertvolles Material mit zeitlosem Charme. Schon immer im Bereich der Innenarchitektur verwendet, dank seiner natürlichen Erscheinung und seinen goldenen Farbtönen kann es sich jedem Einrichtungsstil anpassen und schafft ein harmonisches Ambiente, in dem Modernität und Tradition zu einer perfekten Mischung verschmelzen. Die Eigenheiten der Eiche, das honigfarbene Braun, die zarten Adern und die Zeichen der Zeit passen perfekt zu der neuen Kollektion Solorovere. Vier Ausführungen von Elementen aus Feinsteinzeug: Pure, Flamed, Loft und Vintage, die ein vielseitiges Design schaffen.

Solorovere exprime le caractère original du bois de chêne, un matériau précieux au charme intemporel.

Toujours utilisé dans le domaine de la décoration d'intérieur, grâce à son aspect naturel et ses teintes dorées, il parvient à s'adapter à tous les styles de mobilier, créant un environnement harmonieux dans lequel modernité et tradition se marient parfaitement.

Les particularités du chêne, la couleur brune tendant vers le miel, les veines délicates et les signes du vieillissement, trouvent une correspondance parfaite tant au toucher qu'à l'œil avec la nouvelle collection Solorovere.

Quatre variantes de lames en grès cérame : Pure, Flamed, Loft et Vintage qui donnent vie à un design polyvalent.



Informazioni Tecniche

4

Colori
Colours
Farben
Couleurs

Pure

Flamed

Loft

Vintage



4

Formati
Sizes
Formate
Formats

20×180
8"×71"

30×120
12"×48"

20×120
8"×48"

10×53
4"×20"



3

Superfici
Surfaces
Oberflächen
Surfaces

Naturale

Antislip

Grip

i

Effetto Legno
Wood Look
Holzoptik
Effet Bois

Rivestimento
Wall Tiles
Wandfliesen
Revêtement

Pavimento
Floor Tiles
Bodenfliesen
Sol

Gres fine porcellanato ad impasto colorato
Coloured-body fine porcelain stoneware
Feinsteinzeug aus farbiger Masse
Grès cérame fin à pâte colorée

Tecnologia digitale
Digital technology
Digital technologie
Technologie numérique




Pure



20x180 - 8"x71"
06057 | Pure Nat / Ret

THIN
20x180 6 mm




20x120 - 8"x48"
05388 | Pure Nat / Ret



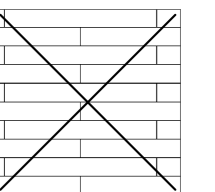
20x120 - 8"x48"
05405 | Flamed Cannelé



10x53 - 4"x20"
05399 | Chevron Pure Nat/Ret



Posa Corretta
Correct Laying



Posa Sconsigliata
Wrong Laying No 50%

Per un risultato di posa ottimale si consiglia di prelevare i listoni da 5 scatole contemporaneamente.

For best installation results, we suggest taking the floorboard tiles from 5 boxes at the same time.





Flamed



20x180 - 8"x71"
06058 | Flamed Nat / Ret

THIN
20x180 6 mm



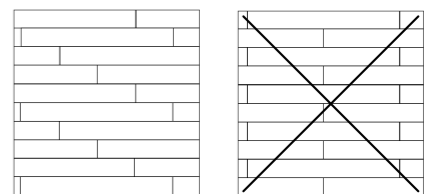
20x120 - 8"x48"
05389 | Flamed Nat / Ret
05393 | Flamed Antislip / Ret



20x120 - 8"x48"
05405 | Flamed Cannelé Nat / Ret



10x53 - 4"x20"
05401 | Chevron Flamed Nat/Ret



Posa Corretta
Correct Laying

Posa Sconsigliata
Wrong Laying No 50%

Per un risultato di posa ottimale si consiglia di prelevare i listoni da 5 scatole contemporaneamente.

For best installation results, we suggest taking the floorboard tiles from 5 boxes at the same time.





Loft



20x180 - 8"x71"
06059 | Loft Nat / Ret

THIN
20x180 6 mm



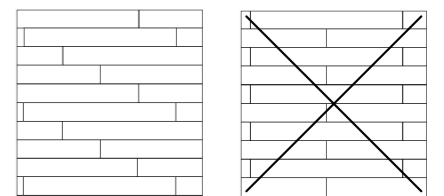
20x120 - 8"x48"
05391 | Loft Nat / Ret
05394 | Loft Antislip / Ret



20x120 - 8"x48"
05404 | Loft Cannelé Nat / Ret



10x53 - 4"x20"
05402 | Chevron Loft Nat/Ret



Posa Corretta
Correct Laying

Posa Sconsigliata
Wrong Laying No 50%

Per un risultato di posa ottimale si consiglia di prelevare i listoni da 5 scatole contemporaneamente.

For best installation results, we suggest taking the floorboard tiles from 5 boxes at the same time.

Pezzi speciali
Special pieces



Battiscopa 4,5x120 8,5




Vintage



20x180 - 8"x71"
06060 | Vintage Nat / Ret

THIN
20x180 6 mm



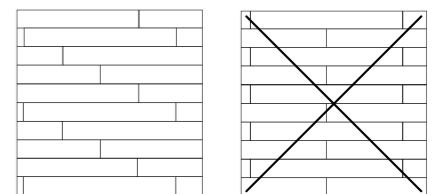
20x120 - 8"x48"
05392 | Vintage Nat / Ret



20x120 - 8"x48"
05404 | Loft Cannelé Nat / Ret



10x53 - 4"x20"
05403 | Chevron Vintage Nat/Ret



Posa Corretta
Correct Laying

Posa Sconsigliata
Wrong Laying No 50%

Per un risultato di posa ottimale si consiglia di prelevare i listoni da 5 scatole contemporaneamente.

For best installation results, we suggest taking the floorboard tiles from 5 boxes at the same time.








Pezzi speciali
Special pieces



Battiscopa 4,5x120 8,5





Imballi

Packing
Verpackung
Emballage

Formati Sizes		± MM	 Pezzi Scatola Pièces/Box Stck/Karton Carreaux/Boîte	 Mq/Scatola Sqmt/Box Qm/Karton M2/Boîte	 Kg/Scatola Kgs/Box Kg/Karton Kg/Boîte	 Scatole/Paletta Boxes/Pallet Karton/Palette Boîte/Palette	 Mq/Paletta Sqmt/Pallet Qm/Pallet M2/Palette	 Kg/Paletta Kgs/Pallet Kg/Pallet Kg/Palette	 Formato Paletta Size Pallet Format Pallet Dim. Palette
20x180 (8"x71") Nat/Ret	P	6	4	1,44	19,50	42	60,48	819	185x80x55
30x120 (12"x48") Grip/Ret	P	20	2	0,72	33,05	36	25,92	1189,8	122x96x70
20x120 (8"x48") Nat/Ret - Antislip/Ret	P	8,5	5	1,200	23,00	48	57,6	1104	122x82x75
20x120 (8"x48") Canneté Nat/Ret	P	8,5	4	0,960	18,00	36	34,56	648	122x82x75
10x53 (4"x20") Nat/Ret	P	8,5	12	0,636	13,20	60	38,16	792	120x80x75
Pezzi Speciali / Special Pieces									
4,5x120 (1 1/4"x48") Battiscopa Nat/Ret	P	8,5	6	0,324	6,10	48	-	-	-

Riepilogo Gamma

Collection
Serie
Gamme

Formati Sizes		20x180 - 8"x71"	30x120 - 12"x48"	20x120 - 8"x48"	20x120 - 8"x48" Canneté	10x53 - 4"x20"	Din 51130	Din 51097	Dcof	Stucchi Consigliati Recommended grouts Joints recommandés Empfohlene Fugen	Pezzi Speciali Special Pieces		
		± 6	± 20	± 8,5	± 8,5	± 8,5						Battiscopa 4,5x120 - 1 1/4"x48"	
 Pure	Nat/Ret	06057		05388		05399	V2	R10	A+B	>0.42	Mapei 188	05395	
 Flamed	Nat/Ret	06058		05389	05405	05401	V2	R10	A+B	>0.42	Mapei 188	05396	
	Antislip/Ret			05393				R11	A+B+C	>0.42			
 Loft	Nat/Ret	06059		05391		05402	V2	R10	A+B	>0.42	Mapei 188	05397	
	Antislip/Ret			05394	05404			R11	A+B+C	>0.42			
	Grip/Ret		05596					R11	A+B+C	>0.42			
 Vintage	Nat/Ret	06060		05392		05403	V3	R10	A+B	>0.42	Mapei 188	05398	
	Grip/Ret		05597					R11	A+B+C	>0.42			

Norme per la posa e la manutenzione

Installation and maintenance instructions

Verlegung, reiningung und pflege

Guide a la pose et l'entretien

	TIPO DI SPORCO	INDICAZIONI PER LA PULIZIA
<ul style="list-style-type: none"> Per i prodotti rettificati consigliamo una fuga di 2 mm per un migliore risultato di posa. Per una migliore resa estetica Piemme consiglia stuccature colorate in tinta con le piastrelle. Verificare, prima dell'utilizzo, la compatibilità ed idoneità dei riempitivi per fughe con il prodotto ceramico. Rimuovere le eccedenze dei riempitivi per fughe quando gli stessi sono ancora freschi. Attenersi scrupolosamente alle istruzioni indicate dai produttori dei riempitivi per fughe. 	<ul style="list-style-type: none"> Per eliminare completamente i residui di posa, che potrebbero compromettere la manutenzione ordinaria e le caratteristiche del prodotto, a posa ultimata, procedere con la pulizia utilizzando prodotti adeguati, a base Acida max 3%, rispettando le indicazioni del produttore. Osservare assolutamente i limiti di tempo indicati nelle istruzioni: un contatto troppo pro lungato con questi prodotti potrebbe provocare il danneggiamento della superficie. Gli eventuali aloni che si dovessero presentare dopo la posa di materiali lappati o levigati si potranno facilmente eliminare utilizzando un prodotto idoneo, a base Alcalina. 	<ul style="list-style-type: none"> Riguardo l'utilizzo di materiali ceramici all'esterno, pure riconfermando l'ingelività dei prodotti Piemme in gres porcellanato, in conformità alle vigenti normative europee EN 14411/ISO 13006-ISO 10545.12, occorre attenersi ad alcune fondamentali norme previste per la posa all'esterno, atte a rendere inattaccabili al gelo i predetti pavimenti. Le condizioni più importanti da rispettare sono: le opportune pendenze, le impermeabilizzazioni, i giunti di dilatazione, e l'uso di idonei materiali per la posa.
	Birra, Caffè, Gelato, Vino Gomma Pneumatico, Grassi vegetali e animali, Inchiostri, Lampostil Oli Meccanici, Residui di scotch Olio di lino, PennarelloResine Smalti, Tintura per capelli	Prodotti a Base Alcalina
	Cera protettiva anti-abrasione, Depositi calcarei, Macchie di ruggine	Prodotti a Base Acida
	Cera di candela, Residui di scotch	Solventi
	Per ulteriori informazioni specifiche consultare l'area tecnica sul sito Piemme: www.ceramichepiemme.it	

	TYPE OF STAIN	CLEANING SUGGESTIONS
<ul style="list-style-type: none"> For better installation results of rectified products, we suggest 2 mm joint. For a better aesthetic finish, Piemme recommends using jointing colours that match the tiles. Please check, before using, the compatibility and suitability of grouting material with the ceramic tile. Clean away the excess of grouting materials while they are still fresh. Follow carefully the instructions pointed out by the producers of tile grouting materials. 	<ul style="list-style-type: none"> To completely eliminate installation residues, which could negatively affect routine maintenance and product characteristics once installation has terminated, proceed to clean using adequate products, with max. 3% Acid base, following the manufacturer's instructions. Always closely abide by the time limits indicated in the instructions: prolonged contact with these products may cause damage to the surface. Any rims that appear after installing lapped or polished materials can be easily eliminated using a suitable Alkaline-based product. 	<ul style="list-style-type: none"> With regard to the use of ceramic materials outdoors, while once more reiterating that Piemme porcelain stoneware products are frost-proof, in compliance with applicable European standards EN 14411/ISO 13006-ISO 10545.12, a number of fundamental procedures must be followed for outdoor installation, suitable for making the aforementioned floors resistant to frost. The most important aspects are: suitable gradients, waterproofing, expansion joints, and the use of suitable installation materials. Decorations made with glazes and precious metals It is most important to protect the surface during installation. Never use abrasive and/or acid products, only water and neutral soap. The manufacturer disclaims liability in case of any damage to these precious materials caused by "rubbing" during installation. Under no circumstances will disputes be accepted relating to the installed material.
	beer, coffee, wine, ice cream vegetable and animal fats, rubber, remains of scotch tape, grease from machines, linseed oil, felt tip pens, paints, inks, hair dye	Alkaline-based detergent
	protective anti-abrasion wax, calcareous residuals, rust stains	Acid-based detergent
	candle wax, remains of scotch-tape	Solvents
	For further specific details please visit the technical area on Piemme website: www.ceramichepiemme.it	

	VERSCHMUTZUNGSART	REINIGUNGSHINWEISE
<ul style="list-style-type: none"> Damit sich eine bessere Verlegung von geschliffenen Produkten ergibt, empfehlen wir eine Fugenbreite von 2 mm.Für ein optisch perfektes Ergebnis empfiehlt Piemme, die Fugen farblich auf die Fliesen abzustimmen. Prüfen sie bitte, vor der Verwendung, die Zweckmäßigkeit und die Verträglichkeit des Fugenfüllmittels mit den Keramikfliesen. Bitte entfernen sie das überflüssige Fugenfüllmittel wenn es noch frisch ist. Folgen sie bitte sorgfältig die von dem Herstellern des Fugenfüllmittels angegebenen Bedienungsvorschriften. 	<ul style="list-style-type: none"> Zur vollkommnen Entfernung der Verlegerückstände, die die normale Pflege erschweren und die Merkmale des Produkts beeinträchtigen könnten, nach der Verlegung geeignete Reinigungsmittel auf max. 3% Säurebasis verwenden und bei der Reini gung die Hinweise des Herstellers beachten. Die angegebenen Zeiten keinesfalls überschreiten: ein zu lange andauernder Kontakt mit diesen Produkten kann Beschädigungen der Oberfläche verursachen. Eventuelle nach der Verlegung von geläpptem oder geschliffenem Material sichtbare Schleier lassen sich einfach mit entsprechenden, alkalischen Produkten entfernen. 	<ul style="list-style-type: none"> Auch wenn die Piemme-Feinsteinzeugprodukte gemäß den europäischen Normen EN 14411/ISO 13006-ISO 10545.12 frostbeständig sind, müssen beim Einsatz keramischer Materialien im Freien einige Grundregeln beachtet werden, damit die Bodenbeläge nicht vom Frost angegriffen werden können. Die wichtigsten Voraussetzungen sind: korrektes Gefälle, Abdichtung, Dehnungsfugen sowie geeignetes Verlegematerial. Dekore mit Glasuren und Edelmetallen Während der Verlegung muss die Oberfläche unbedingt abgedeckt werden. Es dürfen keine scheuernden und/oder säurehaltigen Produkte verwendet werden, sondern ausschließlich Wasser und neutrale Seife. Der Hersteller haftet nicht für eventuelle, während der Verlegung durch Abrieb entstandene Schäden an diesen hochwertigen Materialien. Reklamationen von bereits verlegtem Material werden in keinem Fall akzeptiert.
	Bier, Wein, Eis, Kaffee Tierische oder pflanzliche Fette Gummi, Kleberbandresten Schmieröl, Tinte, Leöl, Filzstift, Harz oder Lack, Haarfarbe	Alakalische Reinigungsmittel
	Kratzenschutz-Wachs, Kalkablagerunge, Rostflecken	Säure-Reinigungsmittel
	Kerzenwachs Kleberbandresten	Lösungsmittel
	Weitere Einzelheiten finden Sie in dem technischen Bereich des Piemme website: www.ceramichepiemme.it	

	TYPE DE TACHE	NETTOYAGE CONSEIL
<ul style="list-style-type: none"> Pour obtenir le meilleur résultat de pose de produits rectifiés, il est conseillé de réaliser un joint de 2 mm. Pour parfaire l'effet esthétique obtenu, Piemme conseille de confectionner des joints de la même couleur que les carreaux. Vérifier avant la pose la compatibilité et convenance des remplissages pour joints avec le produit céramique. Enlever les surplus des remplissages pour joints alors qu'ils sont encore frais. Respecter scrupuleusement les instructions indiquées par les fabricants de remplissages pour joints. 	<ul style="list-style-type: none"> Pour éliminer complètement tout résidu de pose pouvant gêner l'entretien courant et altérer les caractéristiques du produit, il est conseillé, à la fin de la pose, de procéder au nettoyage du carrelage avec des produits à base acide maximum 3% et de respecter les consignes du fabricant. Suivre impérativement les délais indiqués dans la notice car le contact trop prolongé de ces produits pourrait endommager la surface. Pour éliminer facilement la présence éventuelle de cernes après la pose de carreaux rodés ou polis, utiliser un produit à base alcaline. 	<ul style="list-style-type: none"> Pour ce qui est de la pose à l'extérieur, bien que les produits Piemme en grès cérame soient ingélifs, conformément aux normes européennes EN 14411/ISO 13006-ISO 10545.12, il convient cependant de respecter quelques règles fondamentales de manière à rendre le carrelage inattaquable au gel. Les conditions les plus importantes à remplir sont: le degré d'inclinaison, l'imperméabilisation, les joints de dilatation et l'utilisation de matériaux de pose appropriés. Décors réalisés avec des émaux et des métaux précieux Il est indispensable de protéger la surface pendant la pose. N'utiliser en aucun cas des produits abrasifs et/ou acides mais uniquement de l'eau et du savon neutre. La fabricant ne répond pas des dommages éventuels de ces matériaux précieux causés par le frottement pendant la pose. Aucune réclamation, quelle qu'elle soit, concernant le matériau posé ne sera acceptée.
	Bière, Vin, Glace, Café, Graisses végétales et animales, Encres, Résidus de scotch, Huile de graissage, Hile de lin Crayon feutre Emaux, Teinture pour cheveux, Caoutchouc pour pneus	Détergents à base alcaline
	Cire de protection anti abrasion, Dépôts de calcaire, Tache de rouille	Détergents à base d'acide
	Cire de bougie Résidus de scotch	Solvant
	Pour d'ultérieures Information spécifiques consulter le département technique du site Piemme: www.ceramichepiemme.it	

Project Management
Mktg Piemme

Settembre 2024
September 2024



CERAMICHE PIEMME

FLOOR AND MORE

INDUSTRIE CERAMICHE PIEMME S.P.A.
VIA DEL CROCIALE 42/44, 41042 FIORANO (MO) - ITALY
T. +39 0536.849111 - F. +39 0536.849402
WWW.CERAMICHEPIEMME.IT - INFO@CERAMICHEPIEMME.IT